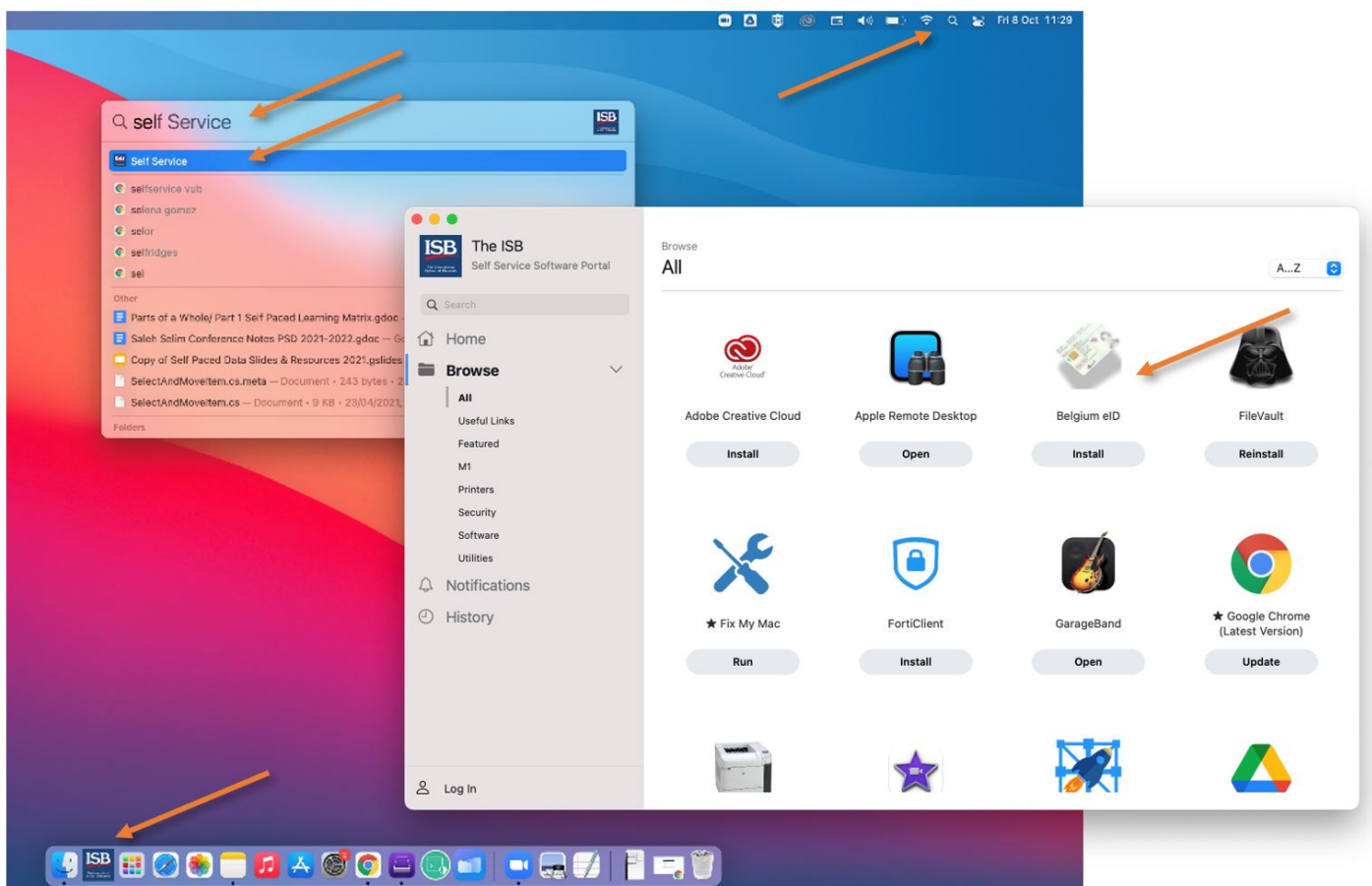


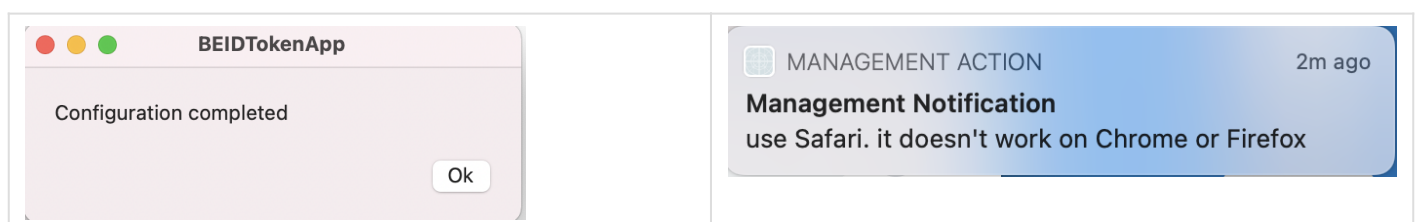
eID - Install the Belgium eID app to access government related pages

(For **AG** please follow this [link](#).)

Open the Self-Service Software Portal and install the Belgium eID app.





Once installed you will have 2 pop-ups:




For government related pages (ex. My Minfin, Ma Sante, etc.) please use Safary and find the log-in page for your needs.

Choose your digital key to log in

Digital key(s) with **eID** or **digital identity**

**LOG IN**
with eID card reader

Log in with eID card reader



- 1 Connect your eID card reader to your computer
- 2 Insert your electronic identity card (eID), foreigner's card or kids-ID into the card reader
- 3 Click '**Log in**', select your certificate and enter the PIN of your identity card when asked to do so

[Choose a different digital key](#)

Log in

When prompted, insert your card in the card reader, log-in, select the certificate with your name in the next pop-up, click continue, and insert you ID Card pin code.

Revision #9

Created 8 October 2021 12:51:55 by Mortiers, Cédric

Updated 5 November 2021 09:32:52 by Capon, Oliver